



**PIMPRI CHINCHWAD EDUCATION TRUST'S
PIMPRI CHINCHWAD COLLEGE OF ENGINEERING &
RESEARCH**

Plot No.B, Sector No.110 (P), Gat No.1, Laxminagar, Ravet, Pune-412101

Audit Report

31 March 2020

To,
The Trustees,
Pimpri Chinchwad Education Trust,
Pradhikaran, Nigdi, Pune- 411044.

Subject : Audit of the Books of Accounts of '**Pimpri Chinchwad College of Engineering and Research**' for the Financial Year 2019-20.

Respected Sir / Madam,

We have Concluded the audit of the books of accounts of your of '**Pimpri Chinchwad College of Engineering and Research**' for the years ended 31st March 2020. And have pleasure to offer our remarks thereon as under.

1. We have obtained all the information and explanation necessary for the purpose of our audit.
2. The Balance Sheet and Income & Expenditure account are in agreement with the books of Accounts.
3. In our opinion, proper Books of accounts as required by law have been maintained.

In Opinion our opinion and subject to our report of even date.

- A. The Balance Sheet gives a true and fair view of the state of affairs of the college as on 31st March 2020 and
- B. The Income & Expenditure account gives a true and fair view of the deficit for the year ended on that date.

Place : Nigdi, Pune-411044.

Chartered Accountant


Swanand V. Agashe

(Membership No. 125746)

Date :

As Per the information Provided to us
and Subject to our report of even date


SWANAND V. AGASHE
CHARTERED ACCOUNTANT
M. NO. 125746




PIMPRI CHINCHWAD EDUCATION TRUST'S
PIMPRI CHINCHWAD COLLEGE OF ENGINEERING & RESEARCH
 PLOT NO. B. SR. NO. 110 (P) LAXMINAGAR, RAVET, PUNE - 412101
ENGINEERING COLLEGE

BALANCE SHEET AS ON 31/03/2020

PREVIOUS YR. 2018-19	LIABILITIES & FUNDS	CURRENT YR. 2019-20	PREVIOUS YR. 2018-19	ASSETS & PROPERTIES	CURRENT YR. 2019-20
19,58,22,567.00	I COLLEGE DEVELOPMENT FUND		14,79,00,721.00	I FIXED ASSETS - (As Per Schedule Attached)	13,38,91,402.00
	II UNSECURED LOANS -			II CURRENT ASSETS :-	
	1 Pimpri - Chinchwad Education Trust	20,07,82,442.00	4,19,361.82	A) BANK BALANCES -	8,80,770.48
8,57,348.68	III CURRENT LIABILITIES & PROVISIONS -	32,86,319.07		1 Bank of Maharashtra	6,27,811.52
	Sundry Creditors	8,77,254.00		2 Indian O. Bank - Current A/c No. 667	70,543.27
	Audit Fees Payable	0.00		3 Principal PCCOE & R Earn & Learn Sch. A/C No.9861	874.06
	Bus Fee A/c	5,85,013.00		4 PCCOE&R E Payment A/c (I.O.B.)	98,977.10
	University Exam Grant A/c	6,23,952.06	206.00	5 Indian O. Bank - Saving A/c No. 6800	82,564.53
	Administrative Exp. Charges A/c	39.00		B) CASH IN HAND	74.00
	Primary & Secondary School Teacher Scheme A/c	0.00	2,85,59,295.49	C) SUNDRY DEBTORS	2,64,80,259.86
	Unnat Bharat Abhiyan Grant A/c	50,000.00	24,10,891.00	III LOANS & ADVANCES -	29,63,779.00
	University Exam Fee A/c	11,50,061.01		1 Interest Receivable on FD (397)	46,151.00
22,574.00	IV Branch / Divisions			2 Interest Receivable on FD (546)	13,16,168.00
	S.B. Patil Public School Ravet			3 Interest Receivable on FD (627)	8,86,712.00
				4 TDS on FD	4,68,560.00
				5 TDS Tata Consultancy Ser.	8,696.00
				6 Pune University Avishkar Dir. L. Com. Grant A/c	70,138.00
				7 Pravendra Verma	20,714.00
				8 Earn & Learn Scheme A/c	1,46,640.00
52,28,404.70	V Bank - A/c	0.00	1,87,88,327.00	IV DEPOSITS	2,96,94,265.00
	Indian Overseas Bank A/c	0.00		1 Fixed Deposit With DTE (546)	22,50,000.00
				2 Fixed Deposit (I.O.B.) (397)	7,52,945.00
				3 Deposit of Gas Cylinder	3,700.00
				4 Security Deposit (AICTE)	35,00,000.00
				5 Fixed Deposit With DTE (627)	22,50,000.00
				6 Fixed Deposit (I.O.B.)	54,24,650.00
				7 Fixed Deposit (PSBL)	1,55,12,970.00

As Per the information Provided to us
and Subject to our report of even date



Swamand V. Agashe
SWANAND V. AGASHE
 CHARTERED ACCOUNTANT
 M. NO. 125746

PREVIOUS YR. 2018-19	LIABILITIES & FUNDS	CURRENT YR. 2019-20	PREVIOUS YR. 2018-19	ASSETS & PROPERTIES	CURRENT YR. 2019-20
				V Branch / Divisions S.B. Patil Public School Ravet	59,270.00
			38,52,092.07	Excess Of Expenditure Over Income	1,00,98,940.73
			0.00	Opening Balance	38,52,092.07
				Current Period	62,46,848.66
20,19,30,894.38	TOTAL	20,40,68,761.07	20,19,30,894.38	TOTAL	20,40,68,761.07

AS PER OUR THE INFORMATION PROVIDED TO US
AND SUBJECT TO OUR REPORT OF EVEN DATE

FOR PIMPRI CHINCHWAD COLLEGE OF ENGINEERING & RESEARCH



Swarnand V. Agashe
SWARNAND V. AGASHE
CHARTERED ACCOUNTANTS
M. NO. 125746


V. D. Laush
PRINCIPAL

PLACE :- PUNE
DATE :-

**PIMPRI CHINCHWAD EDUCATION TRUST'S
PIMPRI CHINCHWAD COLLEGE OF ENGINEERING & RESEARCH
PLOT NO. B. SR. NO. 110 (P) LAXMINAGAR, RAVET, PUNE - 412101
ENGINEERING COLLEGE**


INCOME & EXPENDITURE A/C FOR THE YEAR ENDING 31/03/2020

PREVIOUS YR. 2018-19	EXPENDITURE	CURRENT YR. 2019-20	PREVIOUS YR. 2018-19	INCOME	CURRENT YR. 2019-20
2,59,63,456.11	TO ADMINISTRATIVE EXPENSES			BY COLLEGE FEES	11,75,07,899.00
	Advertisement & Pramotion Exp's A/c	1,85,138.00	11,19,57,856.00	Tuition Fees	10,45,98,742.00
	Website Designing Exp's A/c	14,808.00		Development Fee A/c	1,14,38,357.00
	Bank Charges	1,455.30		Student Activity Fees	13,35,400.00
	Campus beautification & Dev. Exp. A/c	9,80,525.00		Admission Form Fee A/c	1,35,400.00
	Education Charity Exp's A/c	5,000.00	15,82,705.00	BY INTEREST	20,83,851.00
	Electricity & Fuel Expenses	16,94,718.00		Bank Saving Interest A/c	4,83,635.00
	Food & Refreshment A/C	1,09,300.00		Interest on FD I.O.B Bank	16,00,216.00
	Global SMS Package Exp's A/c	35,400.00		BY INDIRECT INCOME	10,70,448.64
	House Keeping Salary A/c	26,57,613.00	11,06,298.38	Admission Cancellation Charges A/c	10,800.00
	Insurance A/c (Asset)	1,02,660.00		Administrative Income	75,331.00
	Internet Exp's A/c	10,33,087.00		Eligibility Fee A/c	15,790.00
	News Paper Bill Exp's A/c	17,487.00		Shop Rent A/c	1,13,700.00
	Office Expenses	16,600.00		Student University Fee A/c	1,18,787.64
	Petrol, Diesel & CNG Exp's A/c	32,265.00		University Exam Fee A/c	7,36,040.00
	Postage & Telegram Exp's A/c	21,984.00		To Excess of Expenditure over Income	62,46,848.66
	Printing & Stationery A/c	4,50,283.00			
	Property Tax Exp's A/c	34,37,476.00			
	Repair & Maintenance Exp's A/c	14,14,092.00			
	Research & Development Exp's A/c	10,70,723.00	0.00		
	Security Salary A/c	9,48,679.00			
	Software Exp's A/c	6,372.00			
	Subscription E-Journals Exp's A/c	3,79,810.00			
	Building Usages Charges A/c	1,04,59,875.00			
	Telephone Bill Exp's A/c	17,402.00			
	Transportation Charges Exp's A/c	900.00			
	Travelling & Conveyance Exp's A/c	2,69,805.00			
	Vehicle Exp's A/c (Insurance)	10,704.00			
	Water Bill Exp's A/c	4,51,521.00			



PREVIOUS YR. 2018-19	EXPENDITURE		CURRENT YR. 2019-20	PREVIOUS YR. 2018-19	INCOME	CURRENT YR. 2019-20
6,26,58,245.00	TO EMPLOYEE RELATED EXPENSES Administrative Exp. On P. F. Employers Provident Fund Group Gratuity Scheme of Employee A/c Salary Remuneration Exp. Honarium charges A/C Staff Dev. & Welfare Exp.	94,759.00 23,77,593.00 6,12,900.00 6,57,12,205.00 69,500.00 1,74,425.00 2,09,581.00	6,92,50,963.00			
2,12,33,173.00	To Depreciation	0.00	2,09,52,442.00			
6,05,741.00	TO LAB & WORKSHOP EXPENSES Consumable Exp. A/c	0.00	9,88,397.00			
2,30,671.00	TO PROFESSIONAL CHARGES NBA & ISO Certification Exp's A/c Audit Fees Exp's A/c Professional Consultancy Charges Provident Fund Consulting Charges	4,04,495.00 73,632.00 2,99,970.00 24,000.00	8,02,097.00			
30,05,175.00	TO OTHER EXPENSES Student Dev. & welfare exp N.S.S. Exp's A/c Sports Expenses Training & Placement Exp's A/c	81,88,898.00 1,02,896.00 1,62,663.00 1,23,309.00	85,77,766.00			
0.00	TO ACADEMIC FESS Affiliation Fees Academic Fees Processing Fees A/c (A.R.A.)	72,000.00 3,45,000.00 94,700.00	5,11,700.00			
9,50,398.27	To Income over Expenditure	0.00				
11,46,46,859.38	TOTAL		12,69,09,047.30	11,46,46,859.38	TOTAL	12,69,09,047.30

AS PER OUR THE INFORMATION PROVIDED TO US V. Agashe *
AND SUBJECT TO OUR REPORT OF EVEN DATE



SWANAND V. AGASHE
CHARTERED ACCOUNTANTS
M. NO.125746

(Signature)
PRINCIPAL


PLACE :- PUNE
DATE :-

FOR PIMPRI CHINCHWAD COLLEGE OF ENGINEERING & RESEARCH

PIMPRI CHINCHWAD EDUCATION TRUST'S
PIMPRI CHINCHWAD COLLEGE OF ENGINEERING & RESEARCH
 PLOT NO. B, SR. NO.110 (P) LAXMINAGAR, RAVET, PUNE.
ENGINEERING COLLEGE

LIST OF FIXED ASSETS AS ON 31/03/2020

SR. NO.	PARTICULARS	DEP RATE %	W.D.V. AS ON 31/03/2019	ADDITION		TOTAL	DEPRECIATION		TOTAL DEP	GRANT	W.D.V. AS ON 31/03/2020
				BEFORE SEPT	AFTER SEPT		BEFORE SEPT	AFTER SEPT			
1	Computer & Software A/C	40%	23,23,908	10,25,500	12,71,996	46,21,404	13,39,764	2,54,400	15,94,164		30,27,240
2	Computer A/C	40%	92,13,198	0	1,27,000	93,40,198	36,85,280	25,400	37,10,680		56,29,518
3	Electrical Fittings	10%	18,93,689	0	1,77,909	20,71,598	1,89,369	8,895	1,98,264		18,73,334
4	Furniture	10%	2,14,44,467	1,12,749	16,73,721	2,32,30,937	21,55,722	83,686	22,39,408		2,09,91,529
5	Lab & Workshop Equipment	15%	1,51,69,048	1,35,747	13,95,192	1,66,99,987	22,95,717	1,04,638	24,00,355		1,42,99,632
6	Library Books	40%	12,22,277	1,71,611	4,45,907	18,39,795	5,57,555	89,181	6,46,736		11,93,059
7	Air Conditioner A/C	15%	1,64,807	5,09,267	0	6,74,074	1,01,111	0	1,01,111		5,72,963
8	Canon Lbp 2900 Laser Printer	15%	3,30,978	0	91,000	4,21,978	49,647	6,825	56,472		3,65,506
9	CC TV Camera A/c	15%	6,56,858	0	1,16,584	7,73,442	98,529	8,743	1,07,272		6,66,170
10	Building	10%	8,89,97,399	0	0	8,89,97,399	88,99,740	0	88,99,740		8,00,97,659
11	DVD Writer A/C	40%	61	0	0	61	24	0	24		37
12	Diesel Generator 125 Kva A/c	15%	3,02,556	0	0	3,02,556	45,383	0	45,383		2,57,173
13	E P X System A/c	15%	1,06,220	0	0	1,06,220	15,933	0	15,933		90,287
14	Fire Fighter A/C	15%	3,65,294	0	0	3,65,294	54,794	0	54,794		3,10,500
15	L C D Projector A/C	15%	10,05,379	0	57,834	10,63,213	1,50,807	4,338	1,55,145		9,08,068
16	U P S (5 KVA&10KVA) A/C	15%	21,20,516	0	0	21,20,516	3,18,077	0	3,18,077		18,02,439
17	Water Cooler & Purifier A/C	15%	1,46,954	0	0	1,46,954	22,043	0	22,043		1,24,911
18	Electric Equipment A/C	15%	7,56,971	43,000	1,86,433	9,86,404	1,19,996	13,982	1,33,978		8,52,426




 Chartered Accountant
 M. No. 125746

SR. NO.	PARTICULARS	DEP RATE %	W.D.V. AS ON 31/03/2019	ADDITION		TOTAL	DEPRECIATION		TOTAL DEP	GRANT	W.D.V. AS ON 31/03/2020
				BEFORE SEPT	AFTER SEPT		BEFORE SEPT	AFTER SEPT			
19	Server A/c	40%	3,364	0	0	3,364	1,346	0	1,346		2,018
20	Time Attendance Machine A/c	15%	8,237	0	0	8,237	1,236	0	1,236		7,001
21	Webcam c 310 A/C	15%	2,079	0	0	2,079	312	0	312		1,767
22	Vehicle Ecco 5Star A/c	15%	3,40,632	0	0	3,40,632	51,095	0	51,095		2,89,537
23	Napkin Vending Machine A/c	15%	32,992	0	0	32,992	4,949	0	4,949		28,043
24	Cash Counting Machine A/c	15%	5,874	0	0	5,874	881	0	881		4,993
25	Riso Machine (Automatic Master Printer) A/c	15%	1,52,114	0	0	1,52,114	22,817	0	22,817		1,29,297
26	Solar System (25Kw) A/c	15%	8,62,492	0	0	8,62,492	1,29,374		1,29,374	5,98,327	1,34,791
27	GYM Equipment A/c	15%	2,72,357	0	0	2,72,357	40,853	0	40,853	0	2,31,504
	Total		14,79,00,721	19,97,874	55,43,576	15,54,42,171	2,03,52,354	6,00,088	2,09,52,442	5,98,327	13,38,91,402

AS PER OUR THE INFORMATION PROVIDED TO US
AND SUBJECT TO OUR REPORT OF EVEN DATE

FOR PIMPRI CHINCHWAD COLLEGE OF ENGINEERING & RESEARCH



Swarnand V. Agashe

SWARNAND V. AGASHE
CHARTERED ACCOUNTANTS

M. NO.125746

Swarnand V. Agashe
PRINCIPAL

PLACE :- PUNE

DATE :-